

JINDAL ADARSH GRAMYA BHARTI HR. SEC. SCHOOL
KIRODIMAL NAGAR
SUMMER VACATION ASSIGNMENT 2026-27

CLASS-2nd
WEEK - I

S.N.	DATE - DAY
	4/05/26 Monday
1.	EVS- Worksheet -1
2.	Maths-Draw any 5 different types of 2D geometrical shapes and colour it.
3.	Yoga- Watch video and practice and send video.
	05/05/26 Tuesday
1.	हिन्दी - वर्कशीट -1
2.	English -Copy the given paragraph in your English notebook in cursive writing and circle all the vowels with pencil colour.
	06/05/26 Wednesday
1.	Maths- Worksheet -1
2.	EVS- Draw your family tree in your notebook and the right family members name on it paste photo.
3.	Music - Watch video -2 and learn
	07/05/26 Thursday
1.	English worksheet - 1
2.	G.K- 1)Who is the President of our country? 2) What is the name of the prime minister of our country? 3) Which is the name of the chief minister of our state? 4)How many states are there in our country? 5) Which state do we live in?
	08/05/26 Friday
1.	Class Conducted by Mrs. Jharna Soni Activity - Express your emotions with the help from send image by teacher and send your photo.

Note:- All the worksheet will be send by teacher.

**JINDAL ADARSH GRAMYA BHARTI HR. SEC. SCHOOL
KIRODIMAL NAGAR**

SUMMER VACATION ASSIGNMENT 2026-27

CLASS-2nd

WEEK - II

S.N.	DATE - DAY
	Date:-11/05/26 Monday
1.	हिन्दी - वर्कशीट -2
2.	Maths- learn and write table from 6 to 12 in your maths copy.
	12/05/26 Tuesday
1.	EVS- Worksheet -2
2.	English - Spell bee words (write it in your English copy and learn it)
3.	Art- create a collage on cardboard using colour paper beads of magazines or fabric pieces.
	13/05/26 Wednesday
1.	English - Worksheet -2
2.	हिन्दी - नीचे दिए गए अक्षरों से तीन तीन शब्द बनाओ । (क, म, स, ब, र, श, ह, ल, ख, घ)
3.	Yoga - Jogging 2 min, Jumping jack (5×2) repetition.
	14/05/26 Thursday
1.	Maths- Worksheet -2
2.	EVS- Collect ten different types of fallen leaves paste them on A4 sheets .
3.	Computer - draw and colour a computer system and label it's parts correctly.
	15/05/26 Friday
1.	Class conducted by Mrs. Surjyakanti Yadav. Activity - i) Identify three example of shapes square / rectangle / triangle / circle in the home and create number patterns using home articles and send photos.

Note:- All the worksheet will be send by teacher.

JINDAL ADARSH GRAMYA BHARTI HR. SEC. SCHOOL
KIRODIMAL NAGAR
SUMMER VACATION ASSIGNMENT 2026-27

CLASS-2nd
WEEK - III

S.N.	DATE - DAY
	Date:-18/05/26 Monday
1.	English worksheet-3
2.	Maths- Fill in text book page number 8.
	19/05/26 Tuesday
1.	हिन्दी - वर्कशीट -3
2.	EVS – Draw life cycle of Silkworm.
3.	Art- Draw picture of Natural scenery and colour it neatly using oil pastels.
	20/05/26 Wednesday
1.	Maths - Worksheet -3
2.	हिन्दी - घर पर एक छोटी सी दुकान बनाकर (घर के चीजों से) उन चीजों का नाम बोलकर लिखेंगे। (दुकान की फोटो शेर करे)।
	21/05/26 Thursday
1.	EVS - Worksheet -3
2.	English – 1.Picture reading. 2. Describing a picture in 5 sentences.
	22/05/26 Friday
1.	Class conducted by Miss. Akansha Mishra. हिन्दी - A4 पेपर पर अपने पसंद का दृश्य (जैसे बगीचा, समुद्र तट) बनाकर उसके बारे में बताते हुए पांच वाक्य लिखिए।

Note:- All the worksheet will be send by teacher.

JINDAL ADARSH GRAMYA BHARTI HR. SEC. SCHOOL
KIRODIMAL NAGAR
SUMMER VACATION ASSIGNMENT 2026-27

CLASS-2nd
WEEK - IV

S.N.	DATE - DAY
	Date:-25/05/26 Monday
1.	EVS - worksheet-4
2.	हिन्दी - एक छोटी कविता या कहानी याद करें और (अभिनय करके) वीडियो भेजें।
	26/05/26 Tuesday
1.	Maths - Worksheet -4
2.	English – Spell bee words. Write in your note book and learn the meaning of the words sent by the subject teacher.
	27/05/26 Wednesday
1.	Art – Draw a simple Warli Art scene using basic shapes and patterns.
	28/05/26 Thursday
1.	English - Worksheet -4
2.	Maths – Text book page number 1 and 2.
	29/05/26 Friday
1.	Class conducted by Mrs. Anju Pattnayak EVS – Collect seeds from 5 fruits and 5 vegetables dry them and past them in a scrap book with label.

Note:- All the worksheet will be send by teacher.

**JINDAL ADARSH GRAMYA BHARTI HR. SEC. SCHOOL
KIRODIMAL NAGAR**

SUMMER VACATION ASSIGNMENT 2026-27

CLASS-2nd

WEEK - V

S.N.	DATE - DAY
	Date:-01/06/26 Monday
1.	GK – Create a scrap file with your full name, birth date, height, weight, favourite colour, player, sports and food.
	02/06/26 Tuesday
1.	Moral Value – Make a “Thank You” card for a helper (Like Security guard, maid)
2.	GK – Paste picture of traditional clothing, food and dance from two different Indian states.
	03/06/26 Wednesday
1.	Moral Value – Read a story about honesty (Example – The honest wood cutter) and discuss what the characters of story with your parents about the characters of story and what value you have learned.
2.	Art – Recycle and fun make a creative craft items using waste materials from your home and share photo in group
	04/06/26 Thursday
1.	G.K. – 1. What is the national fruit of India? 2. Which traffic light says “Stop”? 3. Who is father of our nation ? 4. Who help us when we are sick? 5. What is the capital of India?
2.	Art – Stone painting - paint any design, pattern or character on a smooth stone and send photos.
	05/06/26 Friday
1.	Activity – Life skill Help parents with tasks like dusting, setting the table or watering plants.

Note:- All the worksheet will be send by teacher.

**JINDAL ADARSH GRAMYA BHARTI HR. SEC. SCHOOL
KIRODIMAL NAGAR**

SUMMER VACATION ASSIGNMENT 2026-27

CLASS-2nd

WEEK - VI

S.N.	DATE - DAY
	Date:-08/06/26 Monday
1.	Maths – Page number 3 (text book)
	09/06/26 Tuesday
1.	English – Worksheet 5
2.	Computer – Draw or paste picture of computer use (study, games, drawing)
	10/06/26 Wednesday
1.	EVS – Make two columns for float and sink and write different objects in each column.(Any 10 objects in each) Example – Float Sink Wood Stone Leaf Coin
	11/06/26 Thursday
1.	हिन्दी - किन्ही 10 जीव जंतुओं के नाम व उनके बोलियों के नाम लिखिए।
2.	G.K. – Paste picture of people who help us in our daily life.
	12/06/26 Friday
1.	Moral Value – Draw any one way to keep your surroundings clean.
2.	EVS – Worksheet - 4

Note:- All the worksheet will be send by teacher.



JINDAL ADARSH GRAMYA BHARTI

HR. SEC. SCHOOL, KIRODIMAL

NAGAR

SUMMER VACATION HOMEWORK -

2026

CLASS - II (WEEK - 1ST)

CBSE

THE WORLD OF

BIRDS

Let's learn about our feathered friends!

A. SHORT ANSWER QUESTIONS

- 1 What do birds use to fly?
- 2 Name any two birds.
- 3 Where do birds live?
- 4 What do birds eat?
- 5 Which bird cannot fly?



B. MATCH THE FOLLOWING

A (Bird)

- 1  Parrot
- 2  Penguin
- 3  Eagle
- 4  Peacock

B (Feature)

- a Cannot fly 
- b Talks 
- c Strong wings 
- d Beautiful feathers 

C. FILL IN THE BLANKS

- 1 Birds have _____ to fly. (wings / legs)
- 2 A _____ can swim but cannot fly. (penguin / sparrow)
- 3 Birds build _____ to live in. (nests / houses)
- 4 A parrot can _____. (talk / run)
- 5 An eagle has _____ wings. (strong / weak)



Did You Know?



Birds have light bones that help them fly.



Most birds build nests to keep their eggs safe and warm.



Birds help keep our environment clean by eating insects.



There are thousands of kinds of birds in the world!



हिंदी अभ्यास पत्रिका

नाम: _____ कक्षा: _____ दिनांक: _____

पाठ - मेहनत का फल

रवि एक मेहनती लड़का था। वह हर रोज़ सुबह जल्दी उठता था। वह पढ़ाई करता, घर के काम में मदद करता और समय का ध्यान रखता था। एक दिन उसके स्कूल में परीक्षा हुई। रवि ने मन लगाकर पेपर लिखा। कुछ दिनों बाद परिणाम से आया। रवि कक्षा में प्रथम आया। उसकी मेहनत का फल उसे मिला। सभी ने उसकी प्रशंसा की।



A. सही विकल्प पर ✓ लगाइए -

- रवि कैसा लड़का था?
(क) आलसी (ख) मेहनती (ग) शरारती
- रवि हर रोज़ कब उठता था?
(क) देर से (ख) सुबह जल्दी (ग) दोपहर में
- परीक्षा में रवि क्या कर पाया?
(क) पास (ख) कक्षा में प्रथम (ग) फेल
- रवि को क्या मिला?
(क) इनाम (ख) मेहनत का फल (ग) डाँट

B. खाली स्थान भरिए -

- रवि एक _____ लड़का था।
- वह हर रोज़ _____ उठता था।
- वह पढ़ाई करता और घर के काम में _____ करता।
- स्कूल में परीक्षा हुई और रवि ने _____ से पेपर लिखा।
- रवि की मेहनत का _____ उसे मिला।

C. सही (✓) या गलत (X) लिखिए -

	सही	गलत
1. रवि देर से उठता था।	<input type="checkbox"/>	<input type="checkbox"/>
2. रवि घर के काम में मदद करता था।	<input type="checkbox"/>	<input type="checkbox"/>
3. परीक्षा में रवि कक्षा में प्रथम आया।	<input type="checkbox"/>	<input type="checkbox"/>
4. रवि को उसकी मेहनत का फल नहीं मिला।	<input type="checkbox"/>	<input type="checkbox"/>
5. सभी ने रवि की प्रशंसा की।	<input type="checkbox"/>	<input type="checkbox"/>



मेहनत का फल हमेशा मीठा होता है।
शुभकामनाएँ!



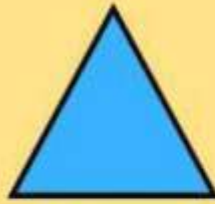
2d Shapes Names




Circle




Square



Triangle



Rectangle




Ellipse



Right triangle



Heart




Pentagon



Octagon



Star




Hexagon



Parallelogram



Rombus



Decagon




Heptagon



Trapezoid



Cross



arrow



Crescent



Kite

www.onlymyenglish.com

Mental Math worksheet

1. $45 + 23 =$ _____
2. $68 - 29 =$ _____
3. $7 \times 4 =$ _____
4. $56 \div 8 =$ _____
5. 10 more than 37 = _____
6. 10 less than 82 = _____
7. $9 \times 6 =$ _____
8. $72 - 15 =$ _____
9. $14 + 27 =$ _____
10. $5 \times 8 =$ _____
11. $90 \div 10 =$ _____
12. Double of 28 = _____
13. Half of 64 = _____
14. $39 + 22 =$ _____
15. $100 - 47 =$ _____
16. $8 \times 7 =$ _____
17. $81 \div 9 =$ _____
18. $25 + 36 =$ _____
19. $70 - 18 =$ _____
20. Triple of 9 = _____

BEST MOM EVER

My mom is _____
years old.

My mom always says:

Her favorite flower is

Her favorite color is

I love my mom
because



My mom makes the best

She is so good at

My best memory
with my mom is

My mom makes me
happy when

Thank you, Mom, for

Happy Mother's Day!


Express Your Emotions



surprised



silly



happy



sad



angry



worried



excited



afraid



JINDAL ADARSH GRAMYA BHARTI

HR. SEC. SCHOOL, KIRODIMAL

NAGAR

SUMMER VACATION HOMEWORK -

2026

CLASS - II (WEEK - 2ND)

CBSE

शब्दों की सहायता से खाली स्थान भरिए

दिए गए विशेषण शब्दों की सहायता से खाली स्थान भरिए।

काले, साहसी, मधुर, आलसी, सुंदर, मीठा, भला, दयालु

1. खरबूजा बहुत _____ है।



2. मेरी साड़ी _____ है।



3. निलेश _____ लड़का है।



4. जतिन बहुत _____ आदमी है।



5. मेरे पास _____ तोला सोना है।



6. मेरे पास _____ जूते हैं।



7. कोयल का स्वर _____ है।



8. राम _____ लड़का है।



सही शब्द चुनकर खाली स्थान भरिए (आवाजे)

कुकड़ूँ-कूँ, टर्-टर्, कांव-कांव,
टैव-टैव, मैयँ-मैयँ, हिनहिनाना,
भौं-भौं, मैं-मैं, चूँ-चूँ



(क) कोआ करता है।

(ख) चिड़िया करता है।



(ग) मुर्गा करता है।

(घ) घोड़ा करता है।



(ङ) गधा करता है।

(च) कुत्ता करता है।



(छ) बकरी करता है।

(ज) बिल्ली करता है।






(झ) मेंढक करता है।



नाम: _____ कक्षा: _____ दिनांक: _____

FORMS OF WATER




Water exists in three forms.

<p>SOLID (Ice)</p>  <p>Has a fixed shape and volume.</p>	<p>LIQUID (Water)</p>  <p>Has a fixed volume but takes the shape of its container.</p>	<p>GAS (Water Vapor / Steam)</p>  <p>Has no fixed shape or volume. It fills the space.</p>
--	--	---






A. SHORT ANSWER QUESTIONS

- What are the three forms of water? _____
- What form is water when it freezes? _____
- What form is water when it boils? _____
- Give one example of liquid water. _____
- What do we call water in the form of gas? _____

B. MATCH THE FOLLOWING


A (Form)	B (Example)
1 Solid	a Steam 
2 Liquid	b Ice 
3 Gas	c Water 

C. FILL IN THE BLANKS

- Ice is a _____ form of water. (solid / liquid) 
- Water we drink is in _____ form. (liquid / gas) 
- Steam is a _____ form of water. (gas / solid) 
- Water turns into ice when it _____. (freezes / melts) 
- Water turns into steam when it _____. (boils / cools) 

DID YOU KNOW?

Water changes its form with change in temperature. This is called the water cycle in nature!



61

10

D. CHOOSE THE CORRECT OPTION

1 Snow is a form of: (solid / gas) 	3 Ice melts into: (solid / liquid) 
2 Water vapor is: (liquid / gas) 	4 Steam cools into: (liquid / solid) 

2ND GRADE SPELLING BEE

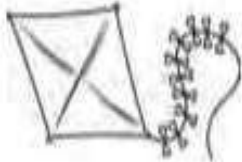
WORDS

ago	eleven	lock	seven
animal	eight	look	speed
away	family	loud	stamp
barn	family	lunch	stone
bright	feed	might	summer
brother	friend	mess	treat
clock	grin	new	trick
cold	happy	night	tune
count	high	nine	twelve
deer	house	path	upon
dress	jump	pool	winter
drum	kiss	rabbit	yard
even	light	rock	year

1 Circle the word that rhymes with the picture.



pea pop lie hat



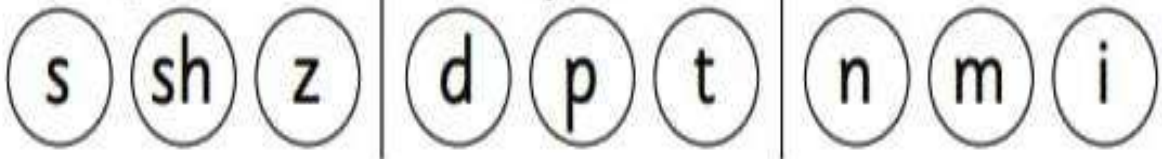
bone tree man bite



nose tooth tile side

line bike skin ear

2 Colour the beginning sound.



3 Write a sentence using the words **ride** and **bike**.

MENTAL MATHS - SMART PRACTICE (Class 2)

1. Fast Add

Add quickly in your mind:

- a) $24 + 5 =$ _____
- b) $36 + 4 =$ _____
- c) $47 + 3 =$ _____
- d) $18 + 2 =$ _____
- e) $65 + 5 =$ _____

2. Quick Subtract

Subtract without writing:

- a) $50 - 10 =$ _____
- b) $40 - 6 =$ _____
- c) $70 - 20 =$ _____
- d) $35 - 5 =$ _____
- e) $90 - 30 =$ _____

3. Fill the Missing Number

- a) $15 + \underline{\quad} = 20$
- b) $40 - \underline{\quad} = 25$
- c) $\underline{\quad} + 10 = 45$
- d) $60 - \underline{\quad} = 50$
- e) $30 + \underline{\quad} = 60$

4. True or False

- a) $25 + 5 = 30$ ()
- b) $40 - 15 = 30$ ()
- c) $10 + 20 = 30$ ()
- d) $50 - 20 = 40$ ()
- e) $60 + 10 = 70$ ()

5. Double It!

- a) Double of 4 = _____
- b) Double of 7 = _____
- c) Double of 9 = _____
- d) Double of 6 = _____
- e) Double of 10 = _____

6. Number Patterns

- a) 2, 4, 6, _____, _____
- b) 10, 20, 30, _____, _____
- c) 5, 10, 15, _____, _____

7. Smart Word Sums

- a) You have 10 pencils. You get 5 more. How many now?

- b) There are 20 birds. 7 fly away. How many are left?

8. Make 10 Fast

Circle two numbers that make 10:

(3, 7, 4, 6, 2, 8)

(5, 5, 1, 9, 0, 10)

9. Which is Bigger?

Write $>$, $<$, or $=$

- a) 25 _____ 32
- b) 40 _____ 40
- c) 18 _____ 15
- d) 50 _____ 45
- e) 60 _____ 70



BONUS - Brain Boost

10. One More, One Less

Fill in:

- a) One more than 34 = _____
- b) One less than 50 = _____
- c) One more than 19 = _____
- d) One less than 60 = _____
- e) One more than 9 = _____

SHAPES AND NUMBER PATTERNS

IDENTIFY SHAPES USING HOME ARTICLES

1. SQUARE



Floor tile



Handkerchief (folded)



Coaster

All sides are equal.

2. RECTANGLE



Book



Door



Mobile phone

Opposite sides are equal.

3. TRIANGLE



Clothes hanger



Pizza slice



Set square (geometry tool)

Has 3 sides.

4. CIRCLE



Plate



Clock



Coin

Round shape, no sides.

CREATE NUMBER PATTERNS USING HOME ARTICLES

Pattern 1: Increasing Pattern



1



2



3



4

Numbers: 1, 2, 3, 4

Pattern 2: Jump by 2



2



4



6

Numbers: 2, 4, 6

Pattern 3: Decreasing Pattern



4



3



2



1

Numbers: 4, 3, 2, 1

FUN ACTIVITY TASK

- ★ Pick 5 objects from home.
- ★ Identify their shape.
- ★ Arrange them to make a number pattern.
- ★ Draw and color them in your notebook.



EXAMPLE



Square



Rectangle



Triangle



Circle



Circle



Number Pattern: 1, 2, 3, 4, 5



JINDAL ADARSH GRAMYA BHARTI

HR. SEC. SCHOOL, KIRODIMAL

NAGAR

SUMMER VACATION HOMEWORK -

2026

CLASS - II (WEEK - 3RD)

CBSE

The bright sun

It was a beautiful afternoon. The sun was bright in the sky. It shone over the hills, meadows, and the castle. It shone in the barnyard where the noisy rooster crowed. In the garden, the birds were singing.



1) It was a beautiful _____

- a) afternoon b) night c) summer

2) The sun was not bright. It was hidden in the clouds.

- a) yes b) no

3) Is there any castle in the story?




- a) yes b) no

4) The rooster was _____.

- a) calm b) noisy

संज्ञा से संबंधित अभ्यास

1. चित्र को देखकर संज्ञा के नाम लिखिए -

			
<input type="text"/>	<input type="text"/>	<input type="text"/>	<input type="text"/>
			
<input type="text"/>	<input type="text"/>	<input type="text"/>	<input type="text"/>
			
<input type="text"/>	<input type="text"/>	<input type="text"/>	<input type="text"/>

2. दिए गए नामों में संज्ञा शब्द पर गोला लगाइए -

कमल	पानी	पुस्तक	दौड़
मोर	मिठाई	बड़ा	चलना
दिल्ली	सोना	जल्दी	अच्छा
राधा	पेड़	मीठा	हँसना
गाय	घर	मीना	पीना
नदी	खेल	नीला	तारा
किताब	पढ़ना	शिक्षक	सुंदर
चिड़िया	उड़ना	दाना	मीठा

3. सही संज्ञा से मिलान कीजिए -

लड़का	•	•	
गाय	•	•	
शिक्षक	•	•	
पेड़	•	•	
नदी	•	•	
दिल्ली	•	•	

4. चित्र देखकर सही संज्ञा चुनकर लिखिए -

	गुलाब	फूल	खुशबू	<input type="text"/>
	गाड़ी	चलना	रास्ता	<input type="text"/>
	किताब	पढ़ना	स्कूल	<input type="text"/>
	हाथी	जानवर	दौड़ना	<input type="text"/>
	गेंद	खेल	कूदना	<input type="text"/>
	घर	मकान	बनाना	<input type="text"/>

5. खाली स्थान भरिए -

1. राम एक _____ है।	
2. यह एक _____ है।	
3. मोर एक _____ है।	
4. गंगा एक _____ है।	
5. यह मेरी _____ है।	
6. दिल्ली भारत की _____ है।	

6. सही (✓) या गलत (X) का निशान लगाइए -

- | | | |
|-------------------------------|--------------------------|--------------------------|
| 1. मोर एक पक्षी है। | <input type="checkbox"/> | <input type="checkbox"/> |
| 2. दिल्ली एक शहर है। | <input type="checkbox"/> | <input type="checkbox"/> |
| 3. किताब एक जानवर है। | <input type="checkbox"/> | <input type="checkbox"/> |
| 4. आम एक फल है। | <input type="checkbox"/> | <input type="checkbox"/> |
| 5. कुर्सी एक वस्तु है। | <input type="checkbox"/> | <input type="checkbox"/> |
| 6. सूरज हमारे घर में रहता है। | <input type="checkbox"/> | <input type="checkbox"/> |

Mental Maths

Writing numbers

Words	Number
Forty-three	
Twenty-two	
Sixty-six	
Fifty-Nine	
Eighty-Seven	
One Hundred	

Patterns

1. 8, 10, 12, ___

2. 60, 70, 80, ___

3. 11, 13, 15, ___

4. 33, 44, 66, ___

5. 15, 20, 25, ___

6. 23, 26, 29, ___

Addition

1. $26 + 15 =$ 7. $33 + 12 =$ 2. $31 + 18 =$ 8. $40 + 40 =$ 3. $46 + 40 =$ 9. $45 + 22 =$ 4. $55 + 27 =$ 10. $53 + 10 =$ 5. $90 + 10 =$ 11. $23 + 30 =$ 6. $24 + 11 =$ 12. $75 + 14 =$

Shade even numbers

90	27	45	82	23	30	50
59	32	68	95	77	14	43
18	87	52	85	61	54	31
76	98	54	23	55	68	97

How many tens and ones?

1. 35 - Tens = ___ Ones = ___

2. 82 - Tens = ___ Ones = ___

3. 19 - Tens = ___ Ones = ___

4. 64 - Tens = ___ Ones = ___

5. 44 - Tens = ___ Ones = ___



Why Do Leaves Change Color?



In autumn, the leaves on trees change from green to red, orange, and yellow. This happens because the days get shorter and it becomes cooler. The green color (called chlorophyll) goes away. Then we can see the other bright colors that were hiding inside the leaves all summer. Soon the leaves fall to the ground.

1. What season do leaves change color?

2. What makes the leaves change? (Name two things)

3. What is the green color in leaves called?

4. What happens to the leaves at the end?

5. Why can't we see the bright colors in summer?



ENGLISH – PICTURE READING





JINDAL ADARSH GRAMYA BHARTI

HR. SEC. SCHOOL, KIRODIMAL

NAGAR

SUMMER VACATION HOMEWORK -

2026

CLASS - II (WEEK - 4TH)

CBSE



How Bees Make Honey?



Bees visit flowers to collect sweet nectar. They carry it back to the hive in their stomachs. Inside the hive, other bees turn the nectar into thick honey. They store it in little wax rooms called honeycomb. Honey is food for the bees and tastes sweet for people too!



1. What do bees collect from flowers?



2. Where do bees take the nectar?





3. What do they turn the nectar into?





4. What are the little rooms called?



5. Who eats the honey?

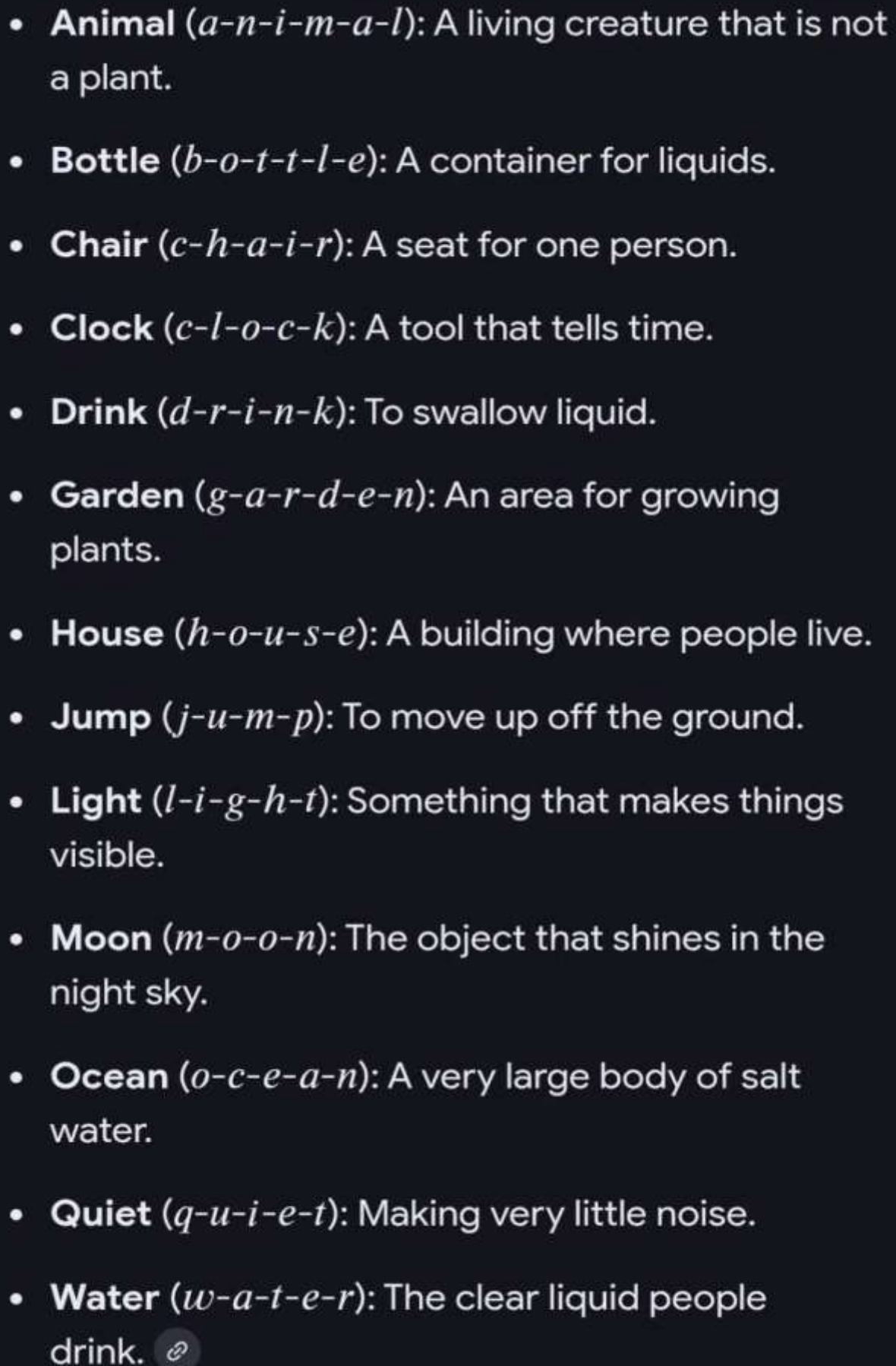





ODD AND EVEN NUMBERS TO 100 SHEET 5

Shade all the **odd** numbers to find out which route the mouse takes to get the cheese.

81	39	53	21	77	50	65	
43	44	62	98	25	20	51	14
29	75	17	82	41	68	33	65
18	40	51	78	67	36	24	29
11	17	45	10	39	61	46	83
35	54	6	38	72	21	40	77
93	27	0	61	43	15	26	9
18	61	74	95	16	94	42	73
65	13	36	15	37	62	45	91
	12	56	94	13	87	23	28

- 
- **Animal** (*a-n-i-m-a-l*): A living creature that is not a plant.
 - **Bottle** (*b-o-t-t-l-e*): A container for liquids.
 - **Chair** (*c-h-a-i-r*): A seat for one person.
 - **Clock** (*c-l-o-c-k*): A tool that tells time.
 - **Drink** (*d-r-i-n-k*): To swallow liquid.
 - **Garden** (*g-a-r-d-e-n*): An area for growing plants.
 - **House** (*h-o-u-s-e*): A building where people live.
 - **Jump** (*j-u-m-p*): To move up off the ground.
 - **Light** (*l-i-g-h-t*): Something that makes things visible.
 - **Moon** (*m-o-o-n*): The object that shines in the night sky.
 - **Ocean** (*o-c-e-a-n*): A very large body of salt water.
 - **Quiet** (*q-u-i-e-t*): Making very little noise.
 - **Water** (*w-a-t-e-r*): The clear liquid people drink. 

Person, place or thing?

Look at the images with nouns and choose if they are a person, a place or a thing. Then, paint each picture.



- Animal
- Place
- Thing



- Person
- Place
- Thing



- Person
- Place
- Thing



- Person
- Place
- Thing



- Person
- Place
- Thing



- Animal
- Place
- Thing



- Person
- Place
- Thing



- Person
- Place
- Thing



- Person
- Place
- Thing



- Person
- Place
- Thing



JINDAL ADARSH GRAMYA BHARTI

HR. SEC. SCHOOL, KIRODIMAL

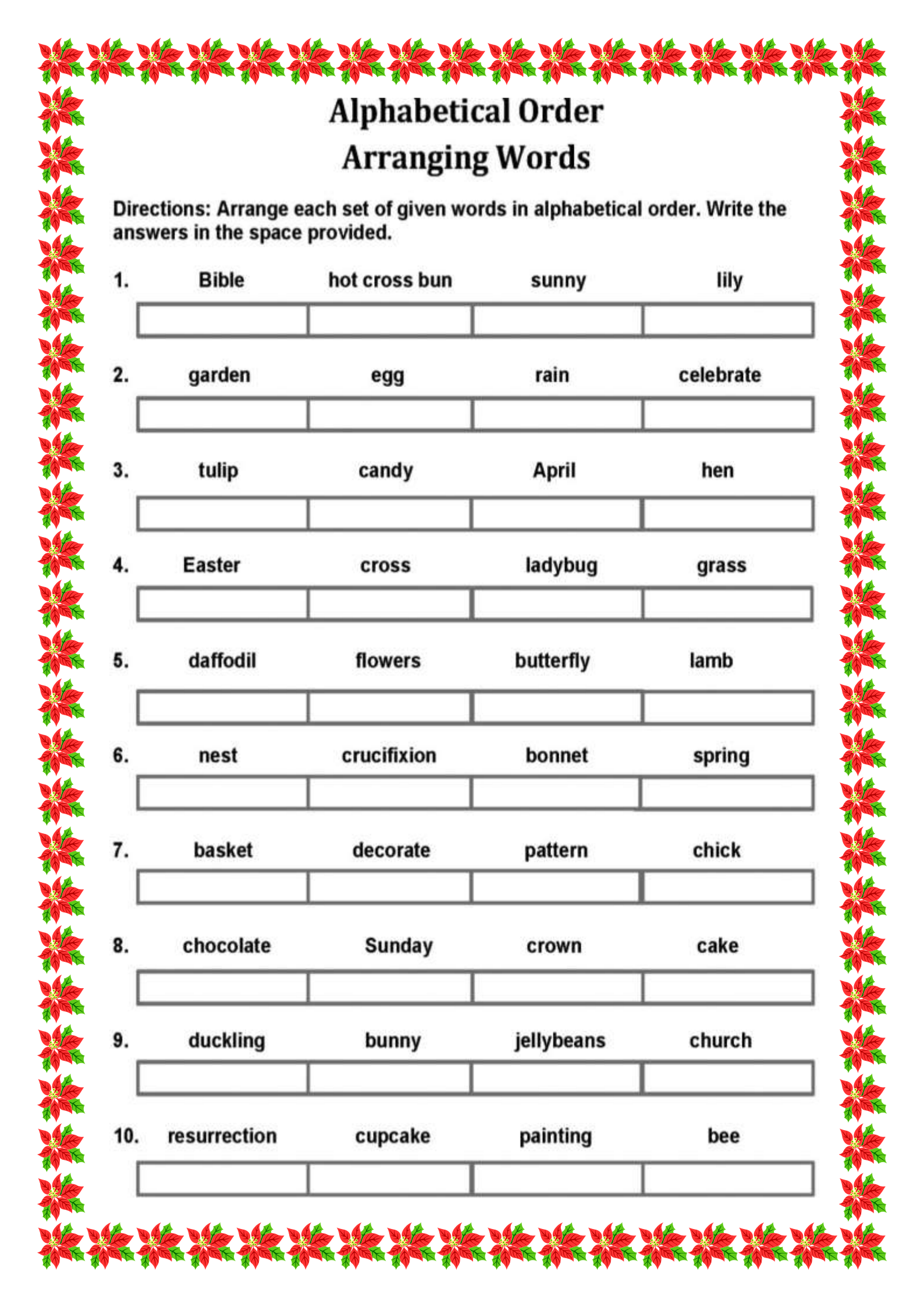
NAGAR

SUMMER VACATION HOMEWORK -

2026

CLASS - II (WEEK - 5TH)

CBSE



Alphabetical Order

Arranging Words

Directions: Arrange each set of given words in alphabetical order. Write the answers in the space provided.

1. Bible hot cross bun sunny lily

--	--	--	--

2. garden egg rain celebrate

--	--	--	--

3. tulip candy April hen

--	--	--	--

4. Easter cross ladybug grass

--	--	--	--

5. daffodil flowers butterfly lamb

--	--	--	--

6. nest crucifixion bonnet spring

--	--	--	--

7. basket decorate pattern chick

--	--	--	--

8. chocolate Sunday crown cake

--	--	--	--

9. duckling bunny jellybeans church

--	--	--	--

10. resurrection cupcake painting bee

--	--	--	--